

SANUPS

ONLINE UPS

A11J



Highly Reliable Online UPS

SANUPS A11J



Network Support



19-inch Rack Mountable



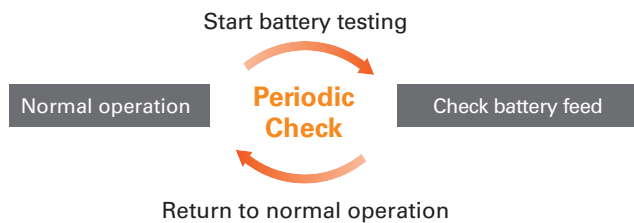
[Number of phases, wires] Input/Output AC voltage	Output capacity		Backup time*	I/O connector
	(kVA)	(kW)		
[Single-phase 2-wire] 200 V model 200/208/220/230/240 V	5	4.5		Terminal block
	10	9		

* At a load power factor of 0.8; 4 minutes at a 0.9 load power factor.

Enhanced Reliability with Self-Diagnosis

- Battery self-tests can be performed automatically at regular intervals, ensuring reliable UPS operation in the event of a power failure.
- Batteries can be tested without power interruption.

Note: Battery test interval can be set by the user.



High Energy Efficiency

- Delivers a conversion efficiency of 93%.
- This reduces running costs and contributes to energy saving.

Space-Saving Installation

With a rotatable LCD panel, the A11J can be installed vertically or mounted in an EIA standard 19-inch rack, enabling easy integration into a wide variety of applications and locations.



Rack support rails are optional.

High Power Factor

- With 0.9 output power factor, A11J can protect high power devices such as servers, measuring devices, and medical equipment without the need to oversize the UPS.

Output capacity

5 kVA → **4.5 kW_{max.}**

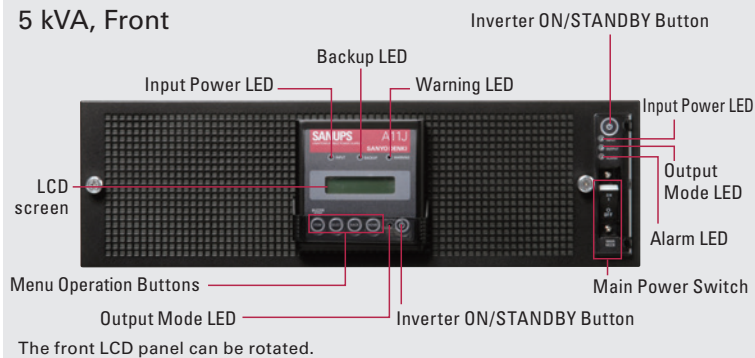
10 kVA → **9.0 kW_{max.}**

Wide Input Voltage Range

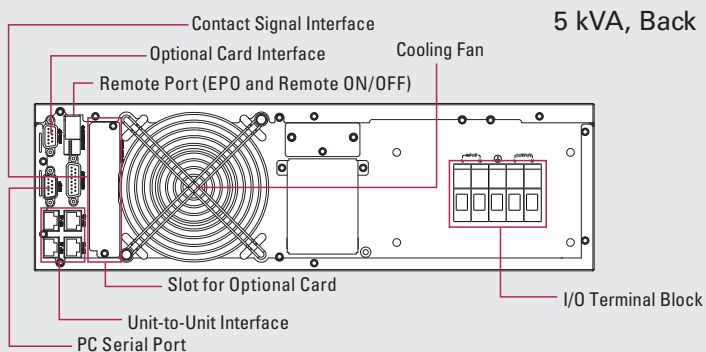
- With its wide voltage range from -40% to +15% of the rated voltage at a 70% load level or less, the A11J can handle unstable voltages.
- This minimizes unnecessary battery operation for extended battery life and enhanced reliability.

Front/Rear Indicators and connections

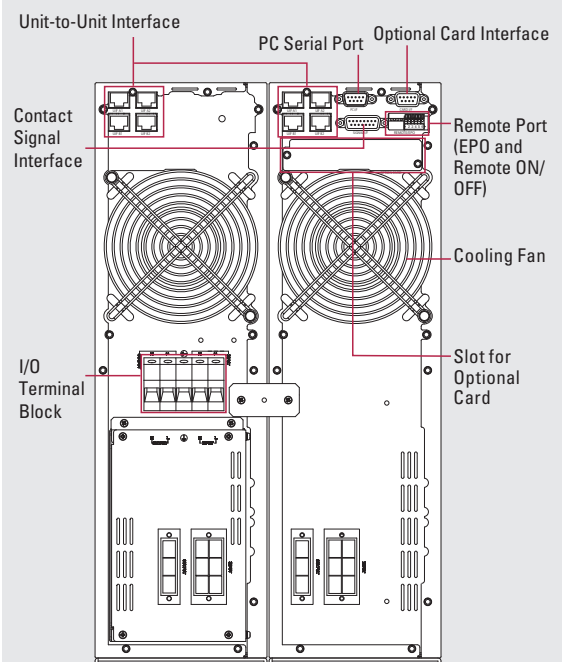
5 kVA, Front



5 kVA, Back



10 kVA, Back



Network Options

Item	Model	Description
LAN interface card	PRLANIF011B-US	A complete UPS monitoring, control, and shutdown solution over network. It can send a report of UPS status and notify users of power problems via e-mail.
	PRLANIF013B-US (Environmental monitoring)	Combined with our temperature sensor (PRLANSN001) and humidity sensor (PRLANSN002), this model enables you to monitor UPS ambient temperature and humidity.
SANUPS SOFTWARE	PMS50B00E (Windows version without cable) PMS51B00E (Multi-OS version* without cable)	This software can automatically shut down protected computer systems in a coordinated manner and stop the UPS in the event of power failure.

* Supports Windows, Unix, and Linux.

Specifications

Model (UL-registered no.)			A11J502U002T	A11J103U002T	
Type (Order no.)			A11J502A002TU	A11J103A002TU	
Rated output capacity (Apparent power /active power)	N configuration		5 kVA / 4.5 kW	10 kVA / 9 kW	
	N+1 configuration		—	5 kVA / 4.5 kW	
System	Topology		True online double conversion		
	Cooling method		Forced air cooling		
	Inverter		High-frequency PWM		
UPS classification according to IEC standard			VFI-SS-111		
AC input	Number of phases/wires		Single-phase 2-wire		
	Rated voltage		200/208/220/230/240 V (Selectable. Factory setting: 200 V)		
	Voltage range ⁽¹⁾		Within -40% to +15% of rated voltage		
	Rated frequency		50/60 Hz (Auto-detection/Fixed frequency settings selectable. ⁽²⁾ Factory setting: Auto-detection setting)		
	Required capacity (max. capacity at full charge)	N configuration	5.5 kVA or less	11 kVA or less	
		N+1 configuration	—	6.2 kVA or less	
Power factor		0.95 or greater (at rated input voltage with input voltage harmonic distortion < 1%.)			
AC output	Number of phases/wires		Single-phase 2-wire		
	Rated voltage (same as input)		200/208/220/230/240 V (Factory setting: 200 V)		
	Voltage regulation		Within ±2% of rated voltage		
	Rated frequency (same as input)		50/60 Hz		
	Frequency regulation ⁽²⁾	At normal operation (utility-synchronous)	Within ±1, ±3, or ±5% of rated frequency (factory setting: ±3%)		
		At free run (assynchronous)	Within ±0.5% of rated frequency		
	Voltage waveform		Pure sine wave		
	Voltage harmonic distortion		< 3% / 8% (at linear load / rectifier load, rated output)		
	Transient voltage regulation	Abrupt load change		Within ±5% (for 0 ⇄ 100% load step changes)	
		Loss or return of input power		Within ±5%	
		Input voltage change		Within ±5% (for ±10% abrupt voltage changes)	
	Load power factor	N configuration	0.9 lagging (from 0.7 lagging to 1.0)		
		N+1 configuration	0.9 lagging (from 0.7 lagging to 1.0)		
	Overcurrent protection (automatic swith to bypass ⁽³⁾)	N configuration	110% or greater		
		N+1 configuration	— 220% or greater		
	Overload capability	Inverter (1 min) / (Instantly)	N configuration	110% / 118%	
N+1 configuration			— 220% / 236%		
Bypass (30 s) / (2 cycles)		N configuration	200% / 800%		
		N+1 configuration	— 400% / 1600%		
Battery	Type		Small-sized valve-regulated lead-acid (VRLA) battery		
	Number of batteries (12 V per battery)		16	32	
	Rated capacity of a battery		5 Ah		
	Backup time		5 min (at 25°C ambient temperature and 0.8 load power factor, under factory conditions)		
Input leakage current			4 mA or less	8 mA or less	
Acoustic noise (at 1 m from the front of unit)			45 dB or less	50 dB or less	
Heat dissipation (at rated output after fully recharged)			339 W	730 W	
Operating environment	Ambient temperature		0 to 40°C		
	Relative humidity		20 to 90% (Non-condensing)		
I/O connector, wiring, etc. ⁽⁴⁾	I/O connector		Field wiring terminal block. Compatible wire gage: 20 to 4 AWG		
	Input wire		8 mm² (6 AWG)	22 mm² (4 AWG)	
	Output wire		8 mm² (6 AWG)	22 mm² (4 AWG)	
	Grounding wire		5.5 mm² (6 AWG)	14 mm² (6 AWG)	
	I/O breaker capacity		35 A (UL 489 listed unit)	80 A (UL 489 listed unit)	
	Safety standard			UL 1778 5th edition (E226092), CSA C22.2 No. 107.3-14 (3rd edition), CE marking (EN 62040-1:2008/A1:2013)	
EMC standard	Emission		EN 62040-2:2006 Category C3, EN 55022:2010, FCC Part 15 Subpart B Class A		
	Immunity		EN 62040-2:2006, EN 55024:2010		

Note: both Japanese and English operating manuals are included with these UL/CE certified models.

⁽¹⁾ AC input voltage range changes depending on the load level.

At load level ≤ 70%: -40% to +15%

At load level > 70%: -20% to +15%

Note that at a 70% load level or less, the lower limit value is -40% when leaving the range and -20% when returning.

⁽²⁾ When the automatic frequency detection setting is selected, ±1%, ±3% (factory setting), or ±5% frequency synchronizing range is available for selection.

Allowable frequency range is within ±8% of the rated value at this setting.

When fixed frequency setting is selected, output frequency is fixed to either 50 Hz or 60 Hz regardless of input frequency. Allowable frequency range is from 40 to 120 Hz at this setting.

Note that when returning from outside the allowable range, the range limits will be ±8% for both settings.

Also, for the inverter to start running, the input frequency must be within the set synchronizing frequency range (±1%, ±3%, or ±5%).

⁽³⁾ Uninterrupted transfer to bypass operation is only possible when all of the following conditions are true: automatic frequency detection setting is selected; input frequency is within the synchronizing range; input voltage is within the allowable range.

⁽⁴⁾ Communications:

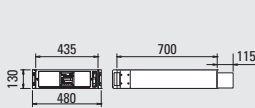
1. Dry contact signal: D-Sub15 female, fixed mounting screws: M3

2. PC port: D-Sub9 male, fixed mounting screws: #4-40UNC

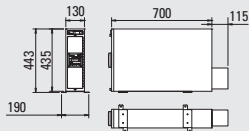
Remote control: One-touch terminal block connector, compatible wire size from 26 to 20 AWG

Dimensions (unit: mm)

Horizontal / Rack mounting

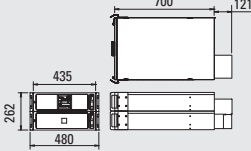


Vertical

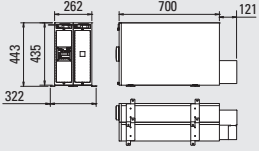


Mass 61 kg

Horizontal / Rack mounting



Vertical



Mass 126 kg

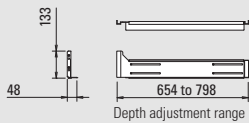
Paint color: Black (Munsell N1.5)

Options

Item	Model	Description
Transformer box, plug type	TRA11J502A00NRM	19-inch rack-mountable transformer for converting single-phase 2-wire 200 VAC to 100 VAC.
Transformer box, terminal block type	TRA11J502A00TRM	
Power distribution box	PDBA11J103A02C	This product supplies UPS power to a number of devices in the event of a power failure.
Rack support rail	RM027	A pair of left and right rails for mounting a UPS into a standard 19-inch rack.

Rack Support Rail Dimensions (unit: mm)

Model No.: RM027



A pair of left and right rails. Shown above is the left rail.

Notes before Purchase

- Before installing, assembling, and using the product, please read Instruction Manual carefully and use it properly.
 - When using this product in the following applications, consult us in advance because special considerations are required for operation, maintenance, and management.
 - (a) Medical equipment that may have direct effects on human life or human body.
 - (b) Trains, elevators, and other machinery that can cause injury.
 - (c) Socially and publicly important computer systems.
 - (d) Other equipment that is related to safety of human life and that can have major impact on maintenance of public functions.
 - For use in an environment where vibration is present, such as in a car or a ship, please consult us in advance.
 - Never attempt to disassemble or alter the product in any way.
 - For installation and maintenance work of the product, please consult us or properly licensed personnel.
 - Products listed in this catalog may be regulated by export laws and regulations in each country. When exporting these products, compliance with each country's respective export laws and regulations is highly recommended.
 - SANYO DENKI will not be liable for any direct or indirect damages or loss, including but not limited to equipment downtime, missed power sales revenue, business interruptions, increased power purchases, resulting from the use of or inability to use our products or services.
- Note: For any inquiry or consultation, please contact our sales department.

Product web page:<https://www.republicpowersystems.com/products/a11j/>

REPUBLIC POWER SYSTEMS

601 Quail Valley Drive Georgetown, TX 78626

SANYO DENKI AMERICA, INC.

468 Amapola Avenue Torrance, CA 90501, U.S.A.

<https://www.republicpowersystems.com>

email: sales@republicpowersystems.com

TEL: (512) 686-1876

<http://www.sanyodenki.us>

TEL: +1 310 783 5400

The names of companies and/or their products specified in this catalog are the trade names, and/or trademarks and/or registered trademarks of such respective companies. Specifications are subject to change without notice.